










What to do and when to do it — for students eligible for an IEP and/or a Section 504 Plan

If my child is entitled to an IEP, a Section 504 Plan and/or has a disability, here are some timelines of activities to do.

AGE		
15-16	<p>Apply for a Washington State I.D. card.</p> <p>WHY: It will be needed to apply for adult services.</p>	 <ul style="list-style-type: none"> • Get an I.D. card at your local Department of Licensing
Sophomore Year	<p>Apply to join the University of Washington DO-IT Scholars Program before January deadline.</p> <p>WHY: This program prepares young people with disabilities for college, careers, independent living and leadership roles in society. DO-IT Scholars explore careers and the world of work, learn to select and use adaptive technology, applications software, and Internet resources.</p>	 <ul style="list-style-type: none"> • 1-888-972-DOIT
16	<p>Apply to become a client of the Developmental Disabilities Administration (DDA).</p> <p>WHY: You may want these service options when your son/daughter turns 21. Long term job coaching support is based on availability of funding.</p>	 <ul style="list-style-type: none"> • www.dshs.wa.gov/ddd/
17-19	<p>Apply for HUD Housing.</p> <p>WHY: The wait list for housing can be very long, so it is important to apply early.</p>	
18	<p>If your child does not receive Social Security Benefits – apply now!</p> <p>WHY: He or she is now an adult and parents' income is not counted. He/she may be eligible for cash and medical benefits. There are many provisions available, called WORK INCENTIVES, that allow people with disabilities to keep benefits, including Medicare/Medicaid, while working. <i>He or she needs to pay rent to the family in order to maximize all benefits.</i></p>	
Young Men 18	<p>Register for Selective Services.</p> <p>WHY: It's the law. Also, if planning to apply for financial aid to attend college, applying for Selective Service is required.</p>	<ul style="list-style-type: none"> • Apply on line at: http://www.sss.gov • Get a form from your local post office. • Return the form that comes in the mail.
18 or last year of school	<p>Apply for services with the Division of Vocational Rehabilitation (DVR).</p> <p>WHY: This agency helps people with disabilities become employed and understands how working will affect people's benefits.</p>	 <ul style="list-style-type: none"> • www.dshs.wa.gov/dvr/
Senior Year	<p>Fill out the Free Application for Federal Student Aid (FAFSA).</p> <p>WHY: If seeking aid to attend college, this form must be filled out by March 1 of Senior year for best consideration.</p>	 <ul style="list-style-type: none"> • www.fafsa.ed.gov
Anytime	<p>Apply for job search assistance with WorkSource Youth Services.</p> <p>WHY: This is the local program that can help self-directed job seekers find part time and/or summer employment to help develop work skills.</p>	 <ul style="list-style-type: none"> • www.go2worksource.com
Anytime	<p>Call for local transit system bus Travel Training and Paratransit services.</p> <p>WHY: This is free training for people who want to learn to be independent on the bus and flexible alternative public transportation for people with disabilities and the elderly.</p>	<p>Travel Training & Paratransit Services</p>
Anytime	<p>Apply for services at a local Center for Independent Living (CIL). The State Independent Living Council [SILC] can help you find local resources.</p> <p>WHY: These organizations provide support for independent living skills development, advocacy, and benefits planning.</p>	 <ul style="list-style-type: none"> • www.wasilc.org